

JR-20 Owner's Manual

Juni | America



© Copyright 2008
All Rights Reserved.

July 2008

Congratulations!

WELCOME

Congratulations on purchasing the Verizon approved JR-20 Cellular Indoor Improvement system. Juni hopes that you will enjoy years of better indoor coverage. Optimized for the Verizon network, the JR-20 Office Solution provides up to 25,000 square feet of service - ideal for meeting rooms, offices, warehouses or any other space that requires increased cellular and data service.

RELIABLE CELL PHONE SERVICE IN THE OFFICE

By improving your indoor cellular service with the JR-20, you will be able to experience the following benefits:

Make calls reliably

Never worry about missing calls again.

Improve call quality and eliminate “dead zones”

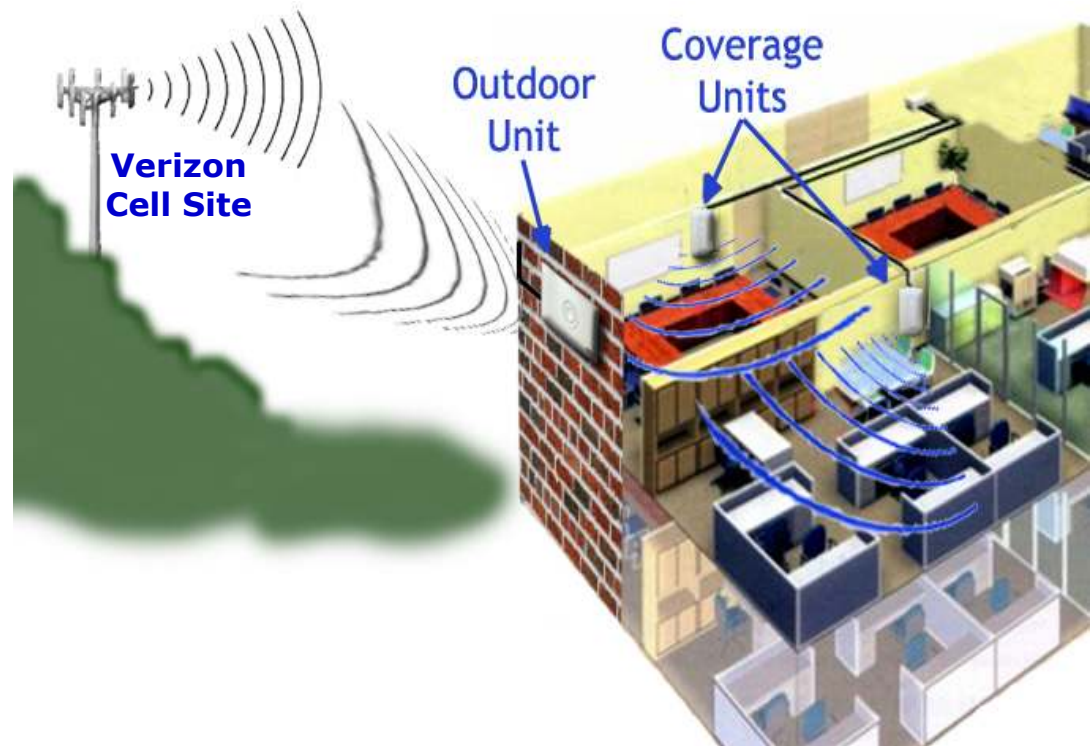
Move freely around your home without experiencing the frustration dropped calls.

Longer talk time

The JR-20 reduces the amount of output power your phones needs to reach the cellular network resulting in longer talk time between recharges.

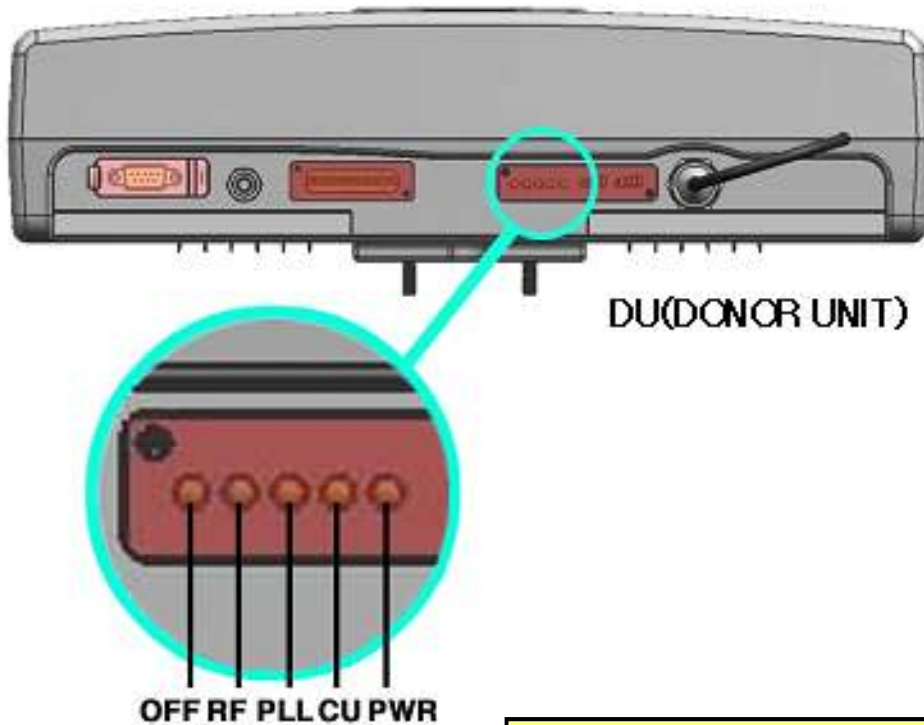
Faster Mobile Data Services

Today’s feature-rich cell phones often include web-browsing, picture messaging, instant messaging, etc. The JR-20 enables these services to operate much faster and more reliably.



Troubleshooting the JR-20

TROUBLESHOOTING



Please see
Page 5 for
troubleshooting
steps

▶ **OFF** – If manually turned off (by technician), this LED will indicate red.

▶ **RF** – If the output power level exceeds the preset limit or if oscillation is present, the Repeater will automatically shut down and the RF LED will indicate RED.

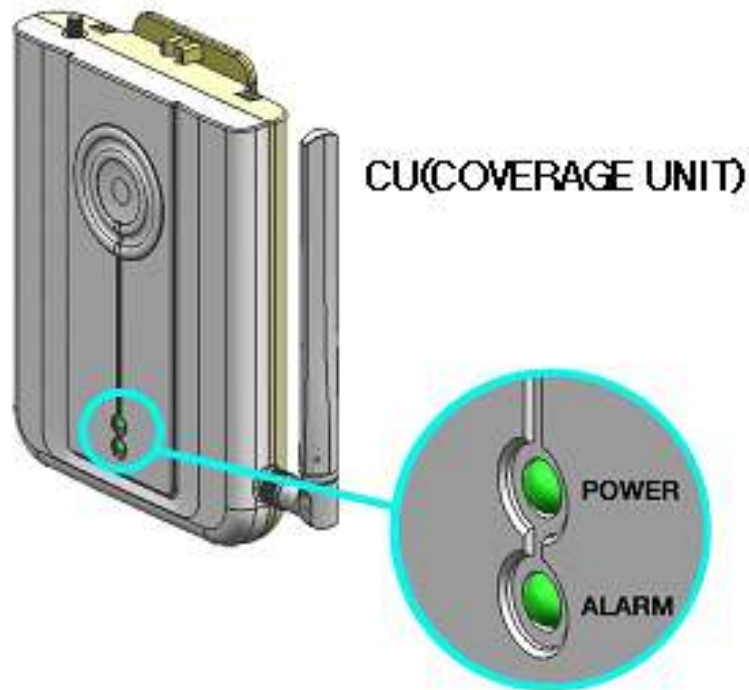
▶ **PLL** – Malfunction of the frequency setting circuitry will cause this LED to indicate RED.

▶ **CU** – Malfunction of the Coverage Unit will cause this LED to indicate RED.

▶ **PWR** – If the input RF level is not within the range set by the installer, or if the system identifies a problem during operation, this LED will indicate RED.

Troubleshooting the JR-20

TROUBLESHOOTING



► **POWER** – Will indicate GREEN if power is being supplied to the Unit

► **ALARM** – If the RF input level is not within the range set by the installer, or if the system identifies a problem during operation, this LED will indicate RED.

Please see
Page 6 for
troubleshooting
steps

1. **What should I do when the OFF ALARM (also known as the Manual Alarm) LED Color changes from Green to Red?**
 - a) This change could occur when your Service Provider manually forces the System to OFF.
 - b) If the LED Color is RED, please call Juni Technical Support
2. **What should I do when the RF Alarm LED Color changes from Green to Red?**
 - a) This change could occur when the Donor Unit is shutdown by excessive RF Output Power or System Oscillation.
 - b) To Test for Excessive Output Power:
 1. The unit should have automatically recovered from this alarm.
 2. Turn unit off by unplugging power cord for 30 seconds.
 3. Turn unit on (plug power cord in), if alarm continues contact Juni Technical Support
 - c) To test for Oscillation:
 1. This means the Donor Unit was aimed in the wrong direction or the Donor Unit and Coverage Unit were installed too close to one another.
 2. Call Juni Technical Support if the alarm does not disappear.
3. **What should I do when the PLL Alarm LED Color changes from Green to Red?**
 - a) This alarm could occur when a repeater fails
 1. Power the unit ON/OFF by unplugging the power cord and plugging it back in
 2. Call Juni Technical Support if the alarm continues
4. **What should I do when the CU Alarm LED Color changes from Green to Red?**
 - a) This alarm will occur when the Coverage Unit is out of service
 1. Check the Input AC/DC Power adapter
 2. Call Juni Technical Support if not improved
5. **What should I do when the POWER Alarm LED Color changes from Green to Red?**
 - a) This alarm could occur if the input power is out of range or the Operating Current is out of range.
 1. Check the Input AC/DC power adaptor.
 2. Call Juni Technical Support if not improved

Coverage Unit Troubleshooting FAQs:

1. What should I do when the **CU** LED Color changes from Green to Red?
 - a) This alarm will occur when the Coverage Unit is out of service
 1. Check the Input AC/DC Power adapter
 2. Call Juni Technical Support if not improved

Full One Year Warranty

WARRANTY

Limited Warranty. Juni America warrants the original Buyer that the System is free from defects in material and workmanship under normal use and service ("Limited Warranty") for a period of 12 months from the date of installation by Juni America ("Limited Warranty Period"). The Limited Warranty does not cover (and will become null and void in the event of): (a) defects or damage resulting from accident, misuse, abuse, neglect, unusual physical, electrical or electromechanical stress, modifications of the System or any part thereof; (b) improper use of the System including without limitation, performing reverse engineering to the System; (c) cosmetic damage or normal wear and tear; (d) malfunctions resulting from the use of the System in conjunction with accessories, products or (ancillary) or peripheral equipment not provided by Juni America; (e) defects or damage from unauthorized or improper testing, operation, maintenance, installation, servicing or adjustments of the System; (f) removal of the System to use the System at another location, unless authorized by Juni America; and (g) and any illegal use of the System under applicable state and federal laws.

EXCEPT FOR THE ABOVE LIMITED WARRANTY, THE SYSTEM AND ANY ASSOCIATED SERVICES OR PRODUCTS ARE PROVIDED BY JUNI AMERICA ON AN 'AS IS' BASIS AND THERE ARE NO OTHER REPRESENTATIONS, WARRANTIES OR CONDITIONS, EXPRESS OR IMPLIED, WRITTEN OR ORAL, ARISING BY STATUTE, OPERATION OF LAW, COURSE OF DEALING, USAGE OF TRADE OR OTHERWISE, REGARDING THEM OR ANY OTHER PRODUCT OR SERVICE PROVIDED HEREUNDER OR IN CONNECTION HERewith BY JUNI AMERICA. JUNI AMERICA DISCLAIMS ANY IMPLIED WARRANTIES OR CONDITIONS OF DURABILITY, MERCHANTABILITY, MERCHANTABLE QUALITY, SATISFACTORY QUALITY, NON-INFRINGEMENT, TITLE OR FITNESS FOR A PARTICULAR PURPOSE. NO REPRESENTATION OR OTHER AFFIRMATION OF FACT SHALL BE DEEMED TO BE A WARRANTY, CONDITION OR REPRESENTATION BY JUNI AMERICA.

JUNI AMERICA IS NOT RESPONSIBLE FOR SERVICES CONTINUITY AND RELIABILITY, RECEPTION, OR OTHER PERFORMANCE RELATED LIMITATIONS ASSOCIATED WITH USE OF THE SYSTEM. NO AGREEMENTS VARYING OR EXTENDING THE TERMS OF THIS LIMITED WARRANTY WILL BE BINDING ON JUNI AMERICA UNLESS IN WRITING AND SIGNED BY AN AUTHORIZED SIGNING OFFICER OF JUNI AMERICA. THIS LIMITED WARRANTY SHALL NOT EXTEND TO ANYONE OTHER THAN THE ORIGINAL BUYER OF THE SYSTEM. JUNI AMERICA'S MAXIMUM AGGREGATE LIABILITY TO BUYER SHALL NOT EXCEED THE AMOUNTS PAID BY BUYER FOR THE SYSTEM GIVING RISE TO THE CLAIM. JUNI AMERICA SHALL NOT BE LIABLE FOR ANY SPECIAL, INCIDENTAL, CONSEQUENTIAL, INDIRECT OR SIMILAR DAMAGES, LOSS OF USE, DATA OR PROFITS, DAMAGES TO BUYER'S PROPERTY, OR INJURY TO BUYER OR OTHERS ARISING OUT OF THE USE, MISUSE OR INABILITY TO USE ANY SYSTEM. WHETHER OR NOT SUCH DAMAGE ARISES OUT OF CONTRACT OR TORT (INCLUDING WITHOUT LIMITATION, NEGLIGENCE) OR CLAIMS BY A THIRD PARTY.

Contact Juni Support Hotline by:

Phone: 1-800-216-0466

Email: ciisvzwsupport@juniglobal.com